





L'International Gymnix 2015

Team Results

Femmes / All Levels / Challenge
Session: All

Mar 5-8, 2015

Rank	Gym	Team	Score				
1	CANADA 1	*	166.750	44.750	39.450	39.950	42.600
				1	2	2	1
	800	Shallon Olsen	15.000		12.800		13.900
	802	Megane Roberts	14.900			12.800	14.250
	803	Rose Kaying Woo	14.850		12.900	13.900	14.450
	801	Ana Padurariu			13.750	13.250	
2	RUSSIE	*	162.800	42.550	39.950	38.850	41.450
				2	1	4	2
	814	Natalia Kapitonova	14.350		14.150	13.000	13.900
	812	Viktoriia Gorbatoва	14.300			12.450	13.700
	815	Angelina Simakova	13.900		12.650	13.400	13.850
	813	Anastasia Iliankova			13.150		
3	ITALIE	*	159.350	40.900	36.700	40.900	40.850
				3	6	1	4
	810	Francesca Noemi Linari	14.100		12.850	13.300	13.650
	811	Michela Redemagni	13.500		11.850		
	808	Sara Berardinelli	13.300		12.000	13.850	13.400
	809	Clara Colombo				13.750	13.800
4	CANADA 2	*	158.850	40.300	38.500	38.700	41.350
				5	3	5	3
	806	Victoria Jurca	13.500		12.750	12.800	13.550
	804	Jade Chrobok	13.450		13.500	13.100	14.050
	807	Enya Pouliot	13.350		12.250	12.800	
	805	Haley de Jong					13.750
5	SUISSE	*	156.550	40.750	37.000	39.000	39.800
				4	5	3	5
	817	Leonie Meier	14.050		12.750	13.350	13.650
	819	Anina Wildi	13.850		11.650	13.500	13.500
	772	Fabienne Studer	12.850		12.600	12.150	12.650
6	CANADA - CGC	*	116.775	27.200	37.475	25.975	26.125
				7	4	7	6
	754	Sydney Soloski	13.800		12.700	13.425	13.175
	753	Meaghan Ruttan	13.400		11.500	12.550	12.950
	752	Sydney Laird			13.275		

